

SAAMI New Cartridge & Chamber

Maximum Average Pressure (MAP)* = 57,500 psi
 Crusher pressure limits not established.

Instrumental Velocity**: 125-gr @ 2,450 fps
 130-gr @ 2,425 fps

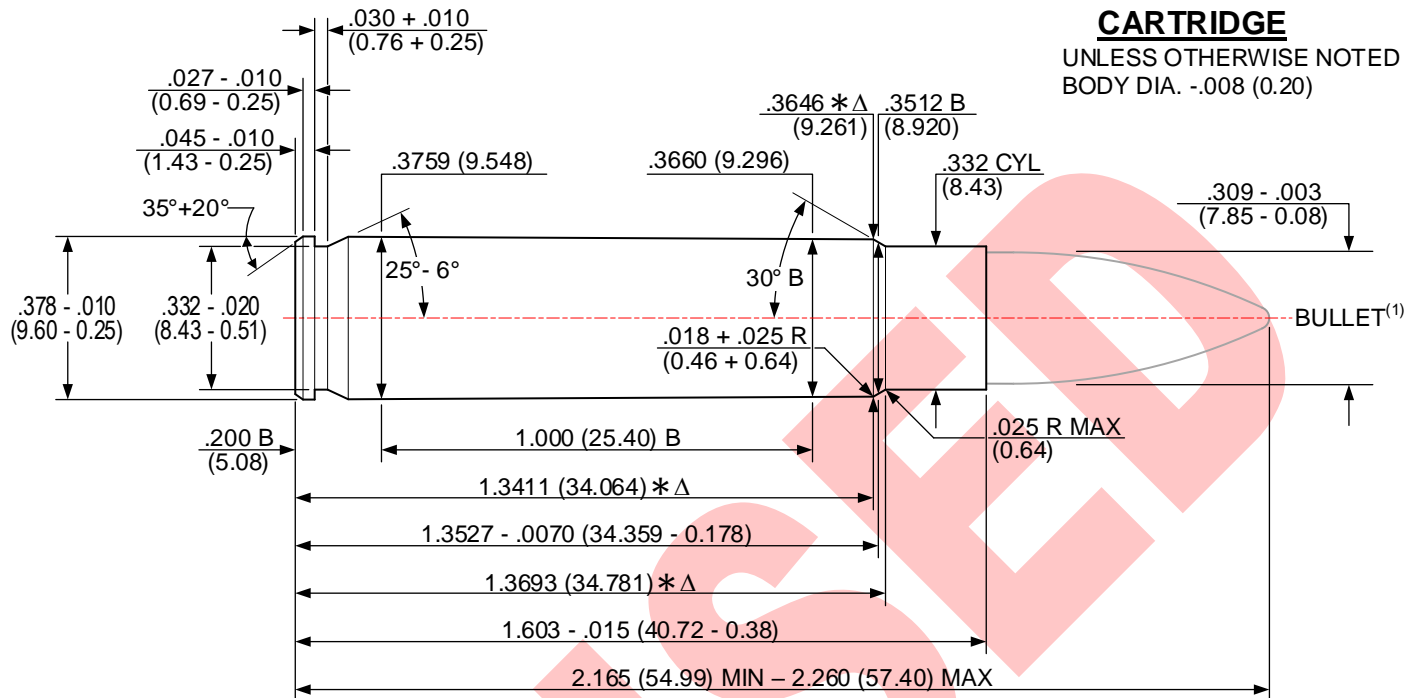
* Refer to ANSI/SAAMI Z299.4 for pressure guideline interpretation description.

(** - Based on a 16" test barrel.)

ISSUED: 01/20/2020

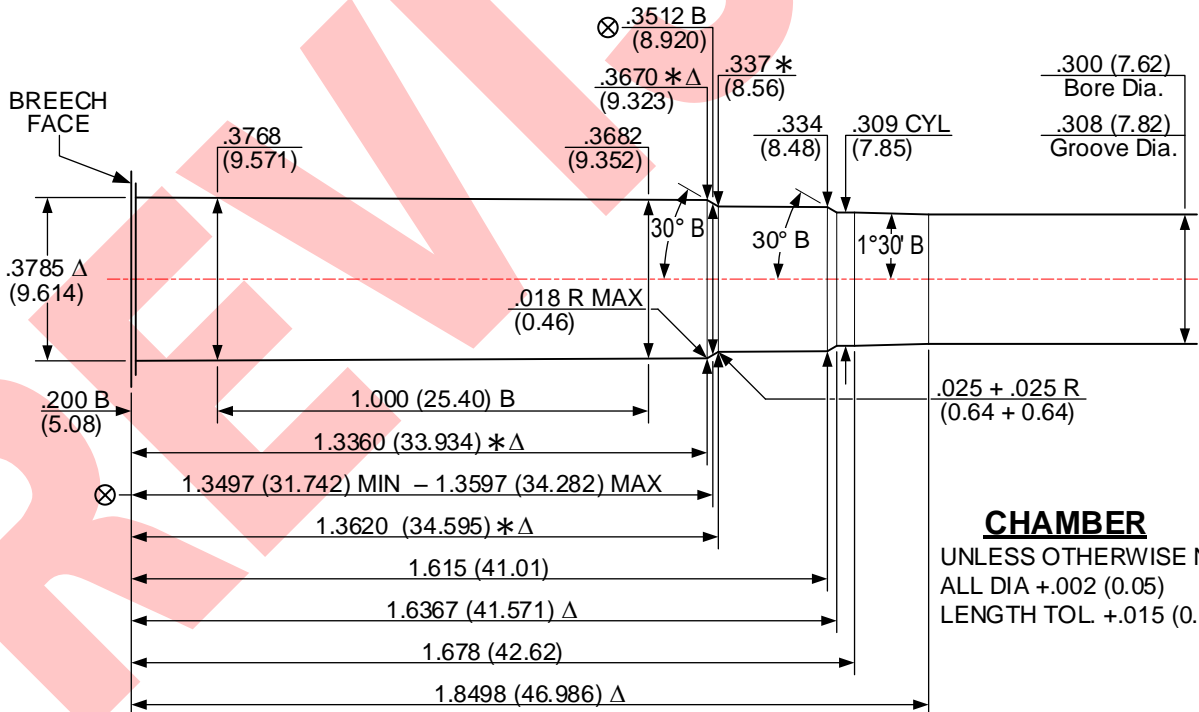
300 HAM'R [300 HAMR]

REVISED: 06/06/2023



CARTRIDGE

UNLESS OTHERWISE NOTED
 BODY DIA. -.008 (0.20)



CHAMBER

UNLESS OTHERWISE NOTED
 ALL DIA +.002 (0.05)
 LENGTH TOL +.015 (0.38)

Δ 4 GROOVES

Δ .176 + .002 (4.47 + 0.05) WIDE

TWIST: 12.00 (304.8) R.H. OPTIONAL

MINIMUM BORE & GROOVE AREA: .0736 inch² (47.483 mm²)

NOTE:

B = BASIC

(XX.XX) = MILLIMETERS

⊗ = HEADSPACE DIMENSION

Δ = REFERENCE DIMENSION

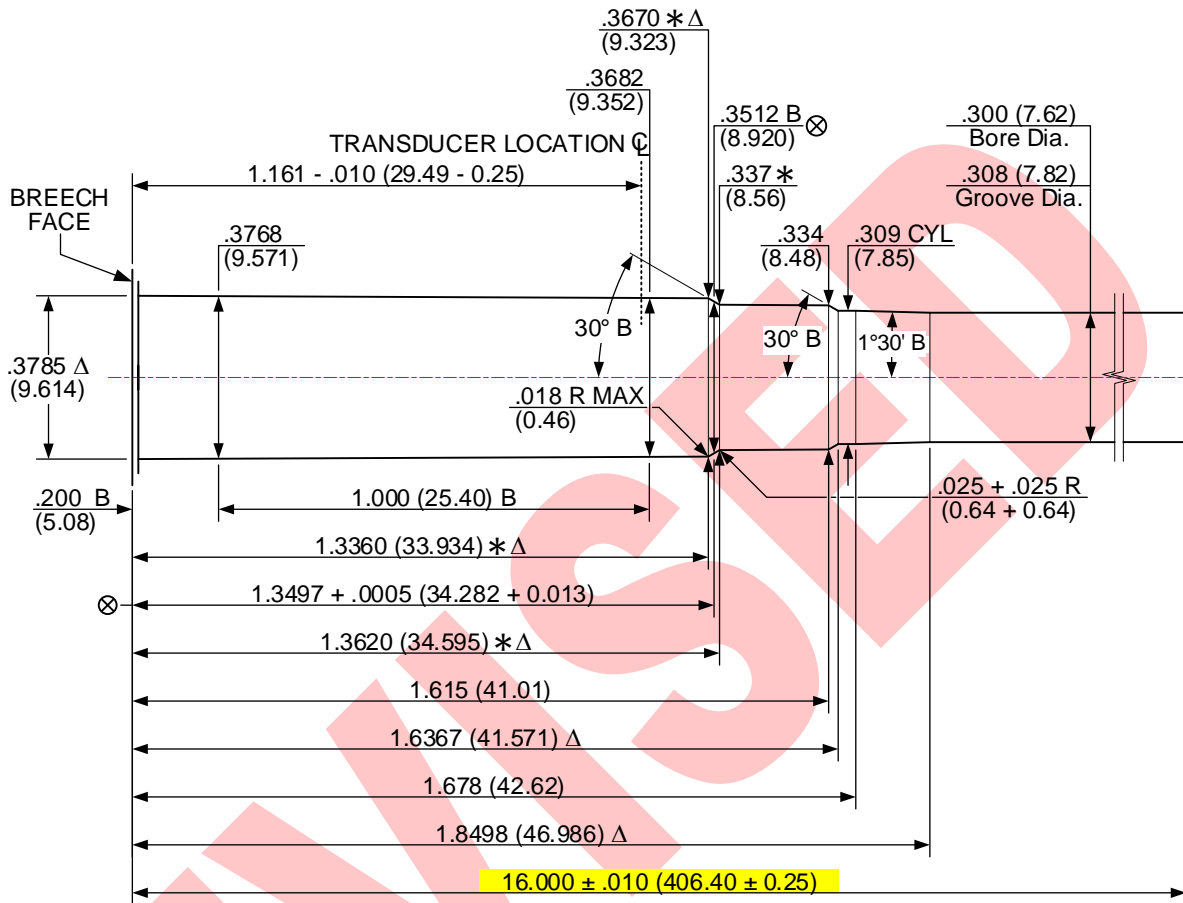
* = DIMENSIONS ARE TO INTERSECTION OF LINES

ALL CALCULATIONS APPLY AT MAXIMUM MATERIAL CONDITION (MMC)

(1) - BULLET PROFILE IS SHOWN FOR ILLUSTRATIVE PURPOSES ONLY

DO NOT SCALE FROM DRAWING

300 HAM'R [300 HAMR]
ISSUED: 01/20/2020 **V&P TEST BARREL** **REVISED: 06/06/2023**



DO NOT SCALE FROM DRAWING

- NUMBER OF GROOVES: 4
- WIDTH OF GROOVES: .176 + .002 (4.47 + 0.05)
- TWIST RATE: 12.00 (304.8) R.H.
- DIAMETER OF PISTON HOLE: Crusher pressures not established.
- TRANSUCER DIAMETER: .250 (6.35)

LAND AND GROOVE DIMENSIONS TO BE WITHIN TOLERANCES THROUGHOUT LENGTH OF BARREL.

UNLESS OTHERWISE NOTED, ALL DIAMETERS +.0005 (0.013) LENGTH TOLERANCE + .005 (0.13)

NOTE:

B = BASIC Δ = REFERENCE DIMENSION ⊗ = HEADSPACE DIMENSION
 * DIMENSIONS ARE TO INTERSECTIONS OF LINES (XX.XX) = MILLIMETERS
 ALL CALCULATIONS APPLY AT MAXIMUM MATERIAL CONDITION (MMC)