

New Cartridge & Chamber 25 Creedmoor (25 CM)

Maximum Average Pressure (MAP)* = 62,000 psi
Crusher pressure limits not established.

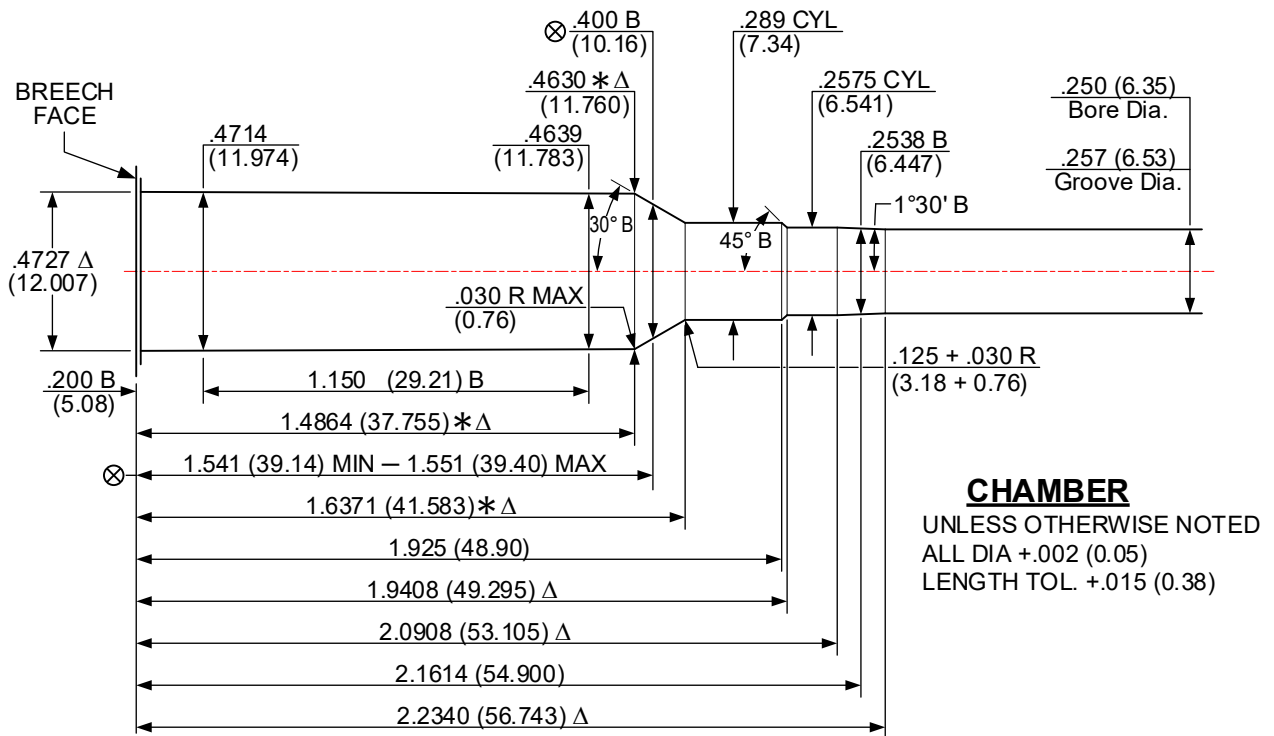
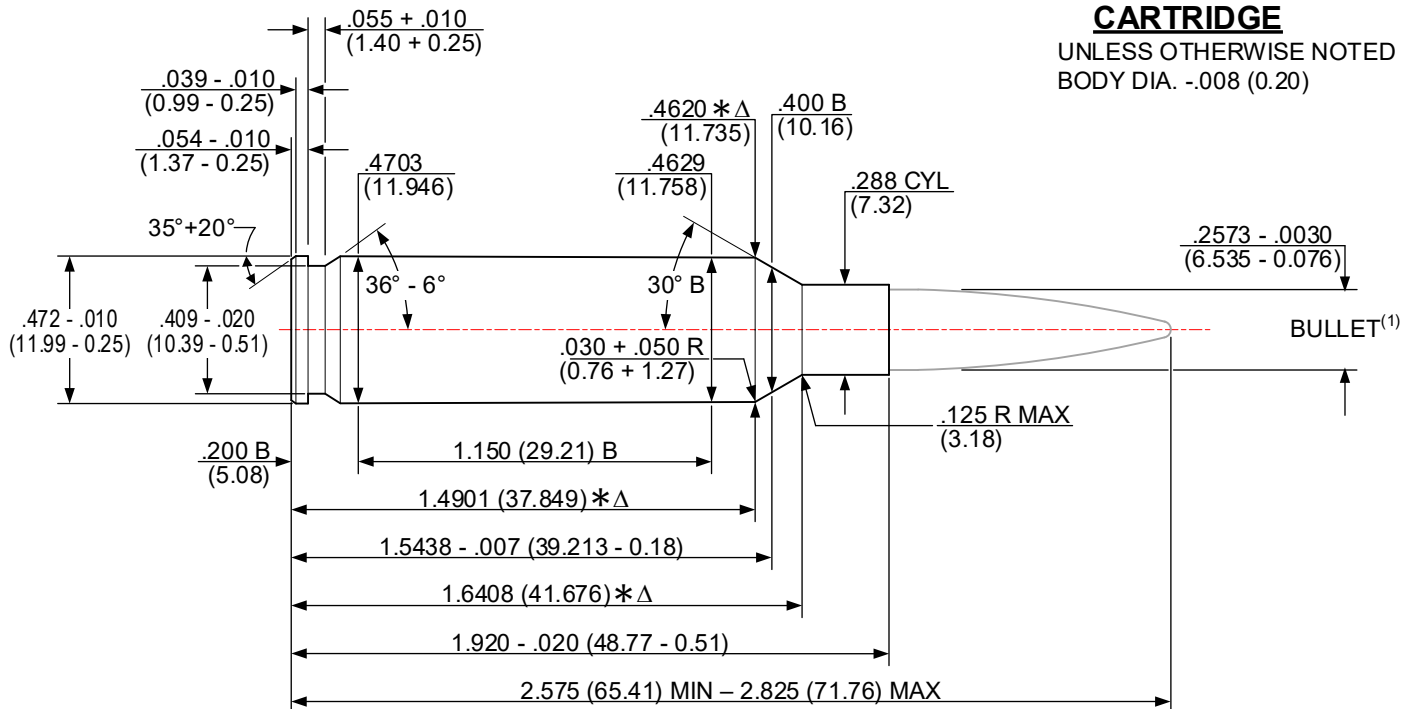
Instrumental Velocity: 134-gr @ 2,810 fps
* Refer to SAAMI Z299.4 for pressure guideline interpretation description.

MAXIMUM CARTRIDGE / MINIMUM CHAMBER

ISSUED: 01/19/2025

25 CREEDMOOR [25 CM]

REVISED: -/-/-/-



Δ 6 GROOVES

TWIST: 7.50 (190.5) R.H. OPTIONAL

NOTE:

Δ .095+.002 (2.41+0.05) WIDE

MINIMUM BORE & GROOVE AREA: .0511 in² (32.967 mm²)

B = BASIC

(XX.XX) = MILLIMETERS

\otimes = HEADSPACE DIMENSION

Δ = REFERENCE DIMENSION

* = DIMENSIONS ARE TO INTERSECTION OF LINES

ALL CALCULATIONS APPLY AT MAXIMUM MATERIAL CONDITION (MMC)

(1) - BULLET PROFILE IS SHOWN FOR ILLUSTRATIVE PURPOSES ONLY

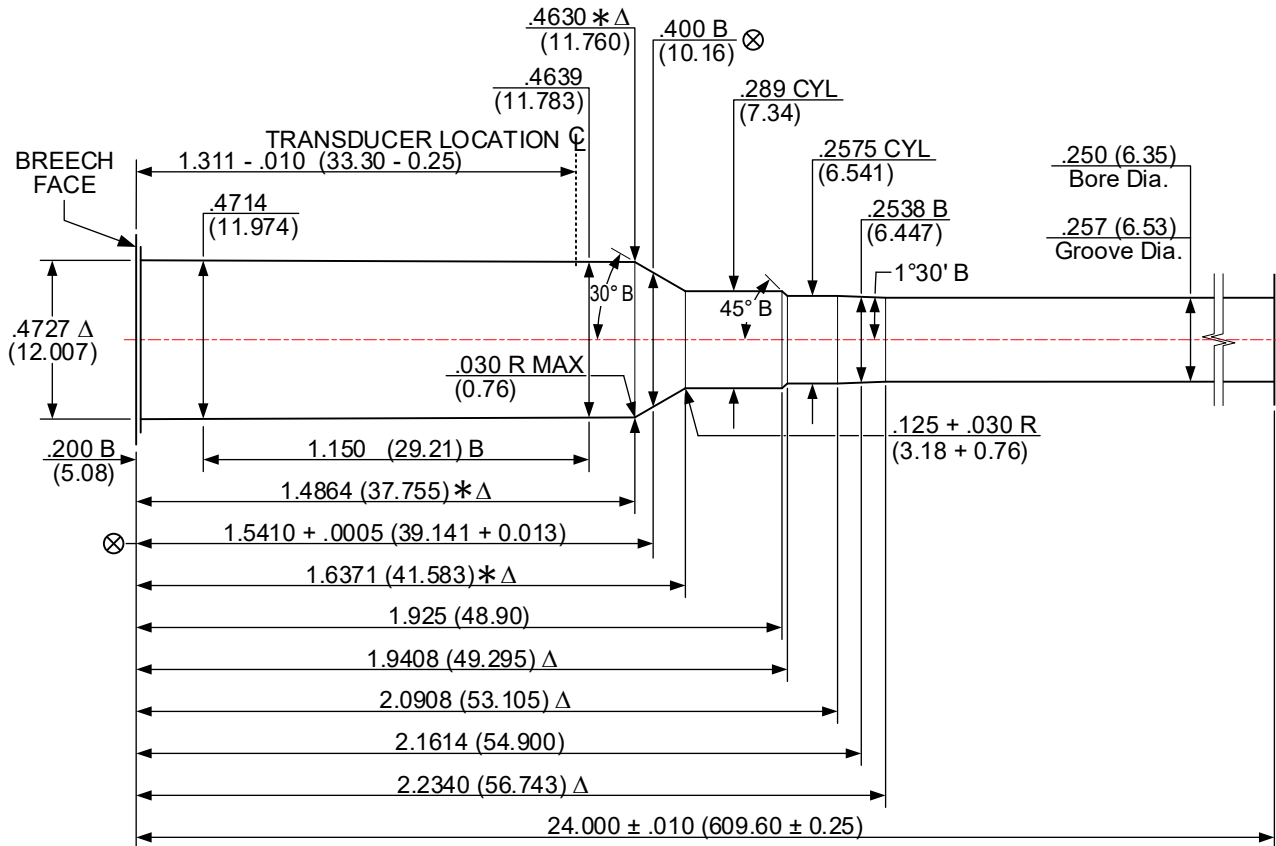
DO NOT SCALE FROM DRAWING

Copyright © Sporting Arms and Ammunition Manufacturers' Institute, Inc. All rights reserved. No part of this publication may be reproduced in any form, in an electronic retrieval system or otherwise, without the prior written permission of the publisher.

VELOCITY & PRESSURE TEST BARREL

25 CREEDMOOR [25 CM]

ISSUED: 01/19/2025 V&P TEST BARREL REVISED: -/-/-/-



NUMBER OF GROOVES: 6
 WIDTH OF GROOVES: .095 + .002 (2.41 + 0.05)
 TWIST RATE: 7.50 (190.5) R.H.
 DIAMETER OF PISTON HOLE: Crusher pressures not established
 TRANSDUCER DIAMETER: .250 (6.35)

LAND AND GROOVE DIMENSIONS TO BE WITHIN TOLERANCES THROUGHOUT LENGTH OF BARREL.

UNLESS OTHERWISE NOTED, ALL DIAMETERS +.0005 (0.013) LENGTH TOLERANCE + .005 (0.13)

DO NOT SCALE FROM DRAWING

NOTE:

B = BASIC Δ = REFERENCE DIMENSION ⊗ = HEADSPACE DIMENSION
 * DIMENSIONS ARE TO INTERSECTIONS OF LINES (XX.XX) = MILLIMETERS
 ALL CALCULATIONS APPLY AT MAXIMUM MATERIAL CONDITION (MMC)

Support products supplier:

Hornady Manufacturing Company
 Katie Glover.....ph. 308382-5761 x271 email: kglover@hornady.com

Order symbols/part numbers:

Reference rounds: 81421R Dummy rounds: 81421D Proof ammunition: 81421P